









Table S1. Agronomic traits and pictures of each material

Number	Fruit weight (g)	Fruit length (cm)	Fruit width (cm)	Aspect ratio	Pictures
F01	494.61±27.57	136.73±9.9	88.9±0.24	1.54±0.07	
F02	487.24±46.08	126.65±40.8	88.83±3.07	1.43±0.07	
F03	716.56±50.46	139.12±9.33	110±6.61	1.27±0.13	
C01	1270.8±142.81	254.77±80.74	104.55±3.35	2.43±0.09	
C02	468.08±39.11	174.91±31.55	81.7±2.59	2.14±0.09	
C03	479.02±28.91	180.71±17.07	82.59±2.59	2.19±0.11	
T01	699.19±48.3	164.39±25.6	100.16±3.18	1.64±0.07	
T02	674.25±44.64	161.97±49.13	99.79±2.39	1.62±0.03	
T03	450.07±44.96	146.37±41.98	84.96±2.85	1.72±0.01	